

SchoolData.net **EVALUATIONS**

PRESENTED BY:



SchoolData.net

EVALUATIONS

Better evaluations with less wasted time.

Achieve collaborative and data-driven evaluations that align with school and district goals.

Like every **SchoolData.net** application, Evaluations is:



Integrated with
student data



Compliant with state
and federal law



Configured to
your district

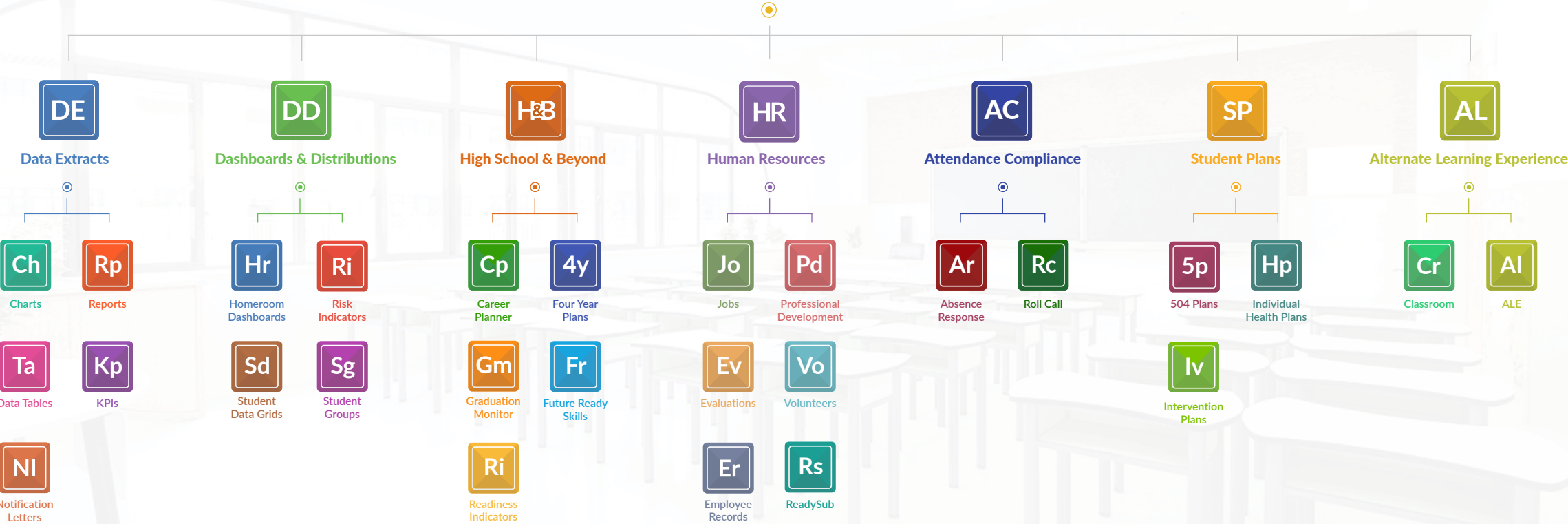


Filtered by role



EVALUATIONS									
SUMMIT VIEW Hills Schools									
EVALUATOR Dashboard									
People I'm Evaluating					People I'm Monitoring				
SEARCH	NAME	ROLE	EVALUATOR	TOTAL MIN.	STATUS	DATE	TIME	STATUS	DATE
SEARCH	Terrie Dandridge	Teacher (Elementary 4)	Evaluator Debbie Rucy (SDS Employee)	Total Min. 75	Scheduled	Completed	Late	STATUS	DATE
SEARCH	Charlie Brewster	Teacher (Elementary 4)	Evaluator Debbie Rucy (SDS Employee)	Total Min. 0	Scheduled	Completed	Late	STATUS	DATE
SEARCH	Garrett Wang	Teacher (Elementary 4)	Evaluator Debbie Rucy (SDS Employee)	Total Min. 30	Scheduled	Completed	Late	STATUS	DATE
SEARCH	Jonathan Silverman	Teacher (Elementary 4)	Evaluator Debbie Rucy (SDS Employee)	Total Min. 18	Scheduled	Completed	Late	STATUS	DATE
SEARCH	Harry Smith	Teacher (Elementary 4)	Evaluator Debbie Rucy (SDS Employee)	Total Min. 0	Scheduled	Completed	Late	STATUS	DATE
SEARCH	Janet Smug	Teacher (Elementary 4)	Evaluator Debbie Rucy (SDS Employee)	Total Min. 0	Scheduled	Completed	Late	STATUS	DATE
SEARCH	Ernie Hanson	Teacher (Elementary 4)	Evaluator Debbie Rucy (SDS Employee)	Total Min. 92	Scheduled	Completed	Late	STATUS	DATE

SCHOOLDATA.NET INTEGRATED SUITE



HIGHLY CONFIGURABLE

Our system gives you the freedom and the power to make your evaluation system perfectly suit your needs.

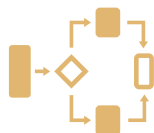
Every aspect of Evaluations is configurable including:



Tasks



Observations



Frameworks



User Interface
Elements

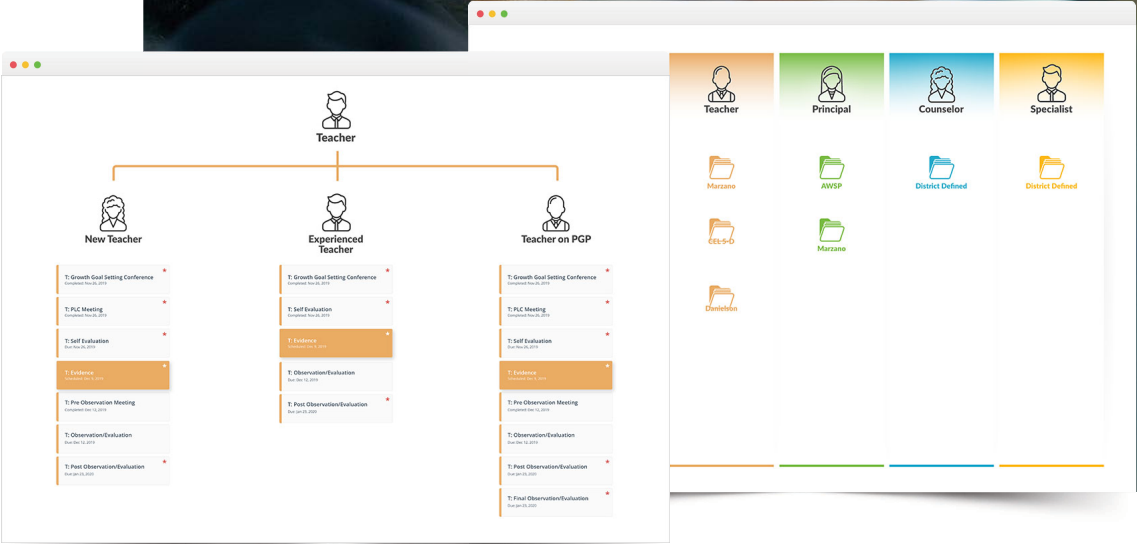



End of Year Final
Evaluation Summary



Evidence

Export evidence in the form of customizable Charts, Reports, Dashboards, or Data Tables.



ROLES WORKING TOGETHER

Working together to create a seamless evaluation experience,
end to end.

Tasks are filtered by role, so each participant can see and complete their portion of the evaluation process.



Evaluates

- Set goals and complete tasks throughout year
- Complete self-evaluations
- Log commentary on reviews from evaluator
- Share information in PLCs



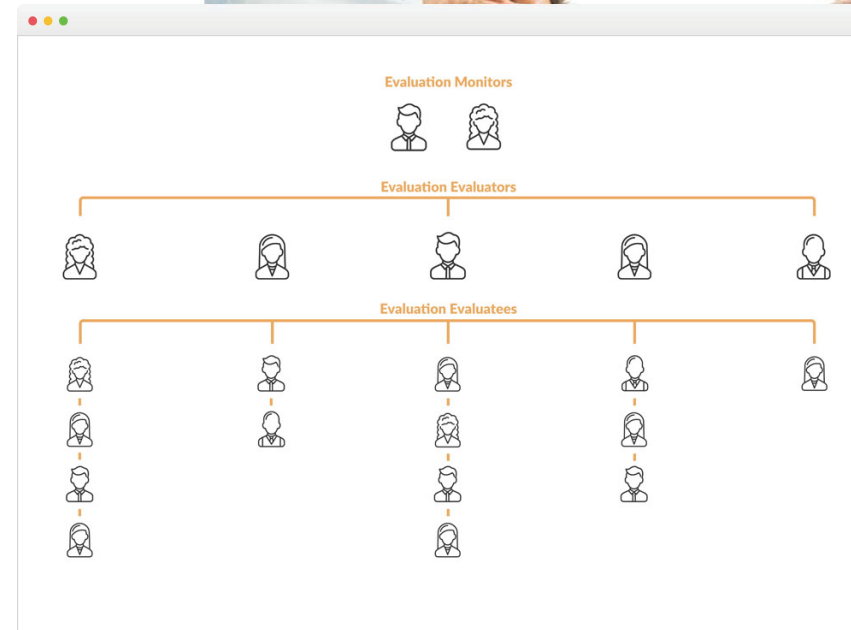
Evaluators

- Submit observations and review evidence
- View completion of tasks by evaluatees
- Generate final evaluations for their evaluatees



Monitors

- Track completion across every evaluator and evaluatee
- Oversee progress of evaluation cycle



EVALUATEE

Benefits for teachers

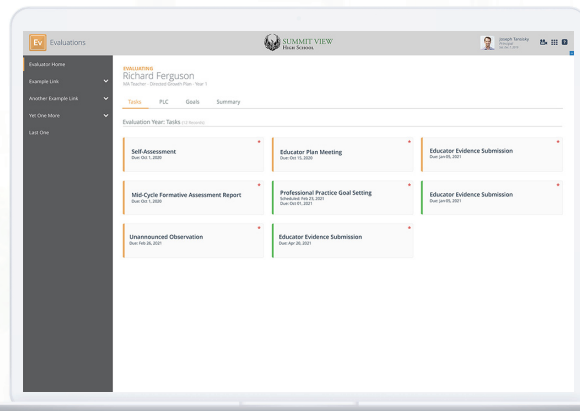
- Step through tasks with deadlines
- Pull in evidence
- Respond to evaluator's summary
- Collaborate in PLCs



TASKS

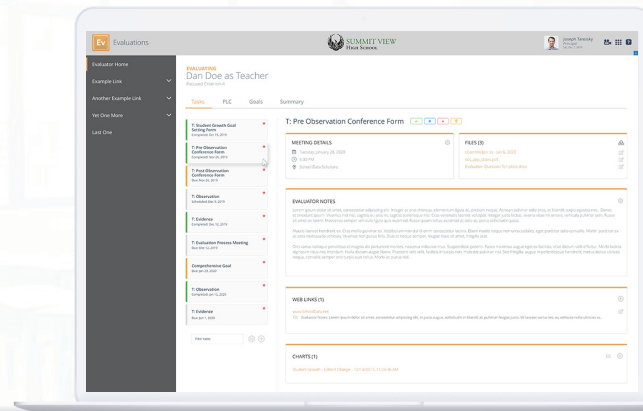
Manage all evaluation-related tasks in one place and specify deadlines as needed.

Evaluatee tasks typically include:



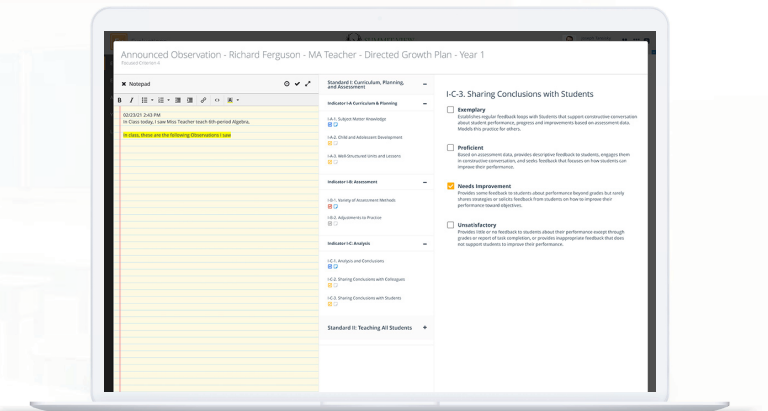
Meetings

Including scheduled observations, evaluator meetings, or PLC collaborations. Notes and evidence can be attached to any meeting task



Evidence and Custom Data Collection

Support each evaluation with student data. Create charts, reports, and dashboards to be considered in the evaluation



Self Evaluation

Analysis of evaluatees' work in a district-selected framework

SELF EVALUATION

Self-evaluation forms can be based on the criteria frameworks of Danielson, Marzano, State 8, CEL, or any district-developed framework.



Customize the assessment to the evaluatee’s position



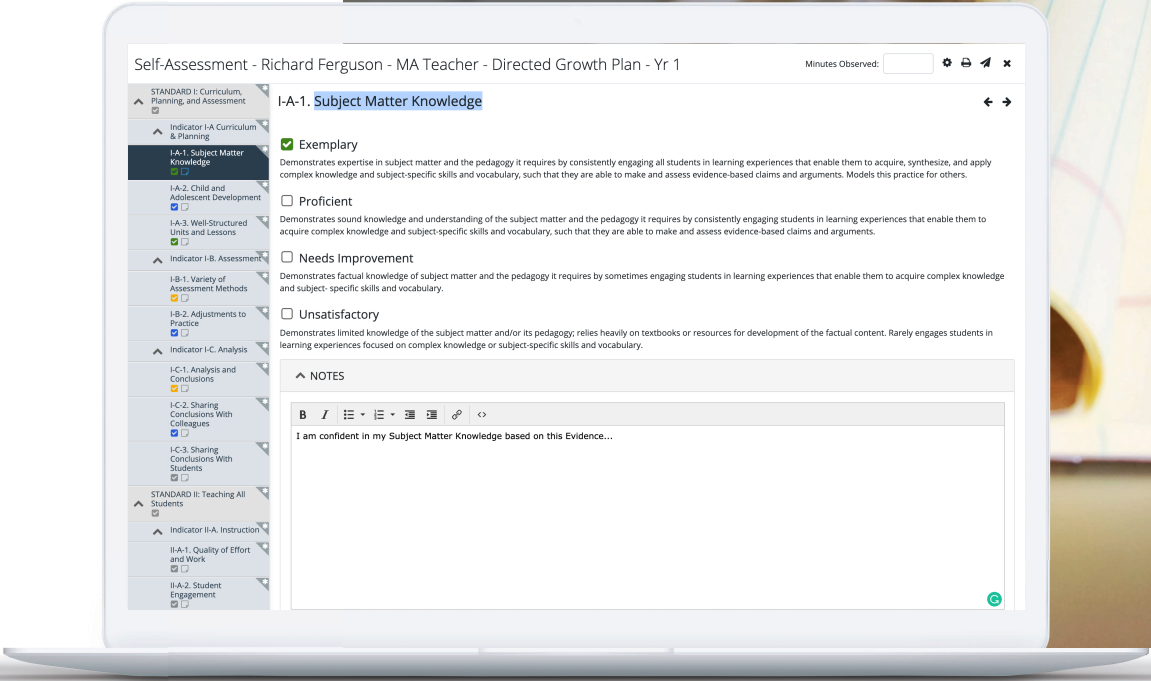
Organize evaluation criteria into any number of collapsible group



Configure how the evaluations display



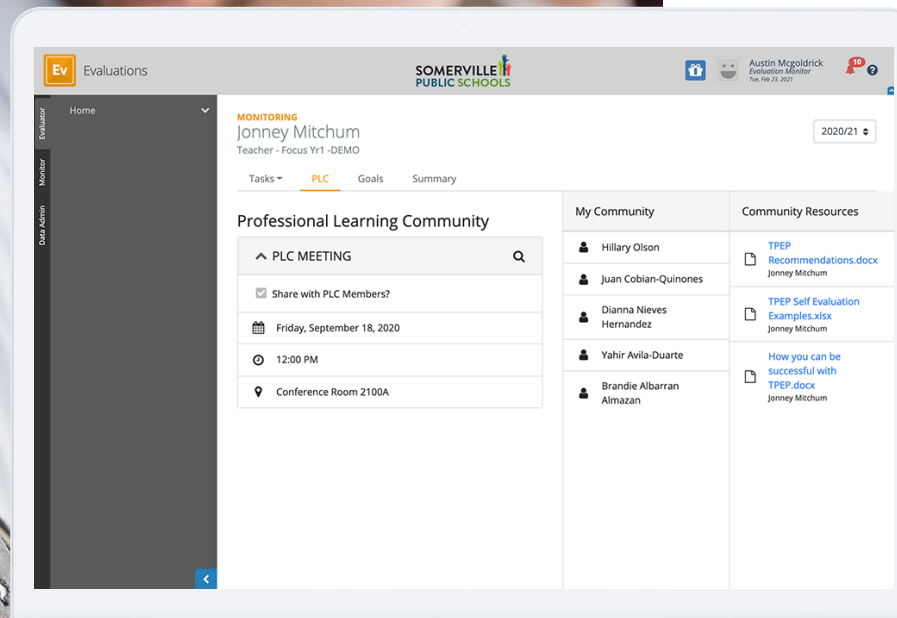
Trigger notifications to evaluator upon completion



PROFESSIONAL LEARNING COMMUNITY

Set up PLC groups in Evaluations, so everyone can keep track of growth goals, share learnings, and support each other's development.

PLC's



Open a forum for each PLC



Create PLC meetings



Record meeting notes



Track SLP goals

EVALUATOR

Benefits to the principal:

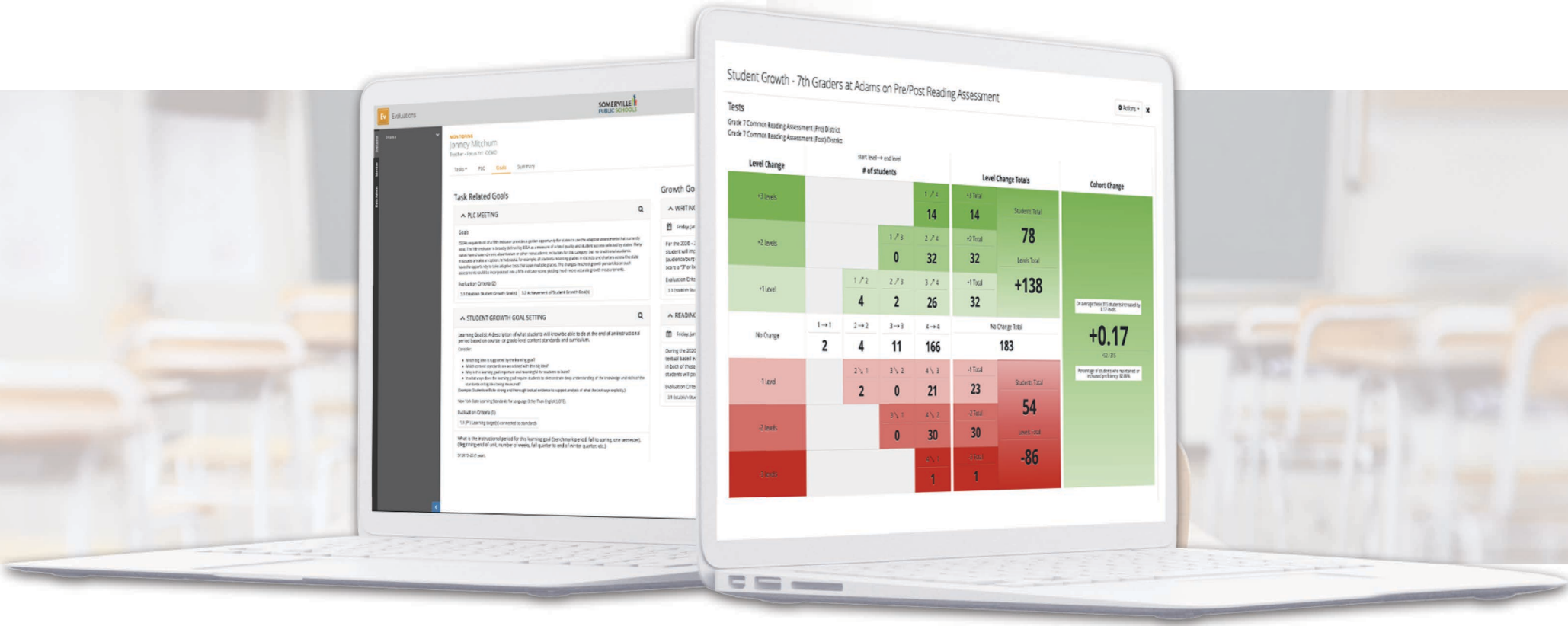
- Align evaluations to student growth and other goals
- Monitor evaluatees' progress through tasks
- Reference data evidence in evaluations

GOALS

You can describe overall goals in Evaluations, and also break down tasks related to student growth with specific deadlines.

STUDENT GROWTH GOAL

Using SchoolData.net's integrated solution, you can utilize charts or dashboards to measure student progress and inform evaluations.



OBSERVATIONS

Make notes from observations directly in the Evaluations app for a record evaluators can reference anytime.



Built-in text notepad



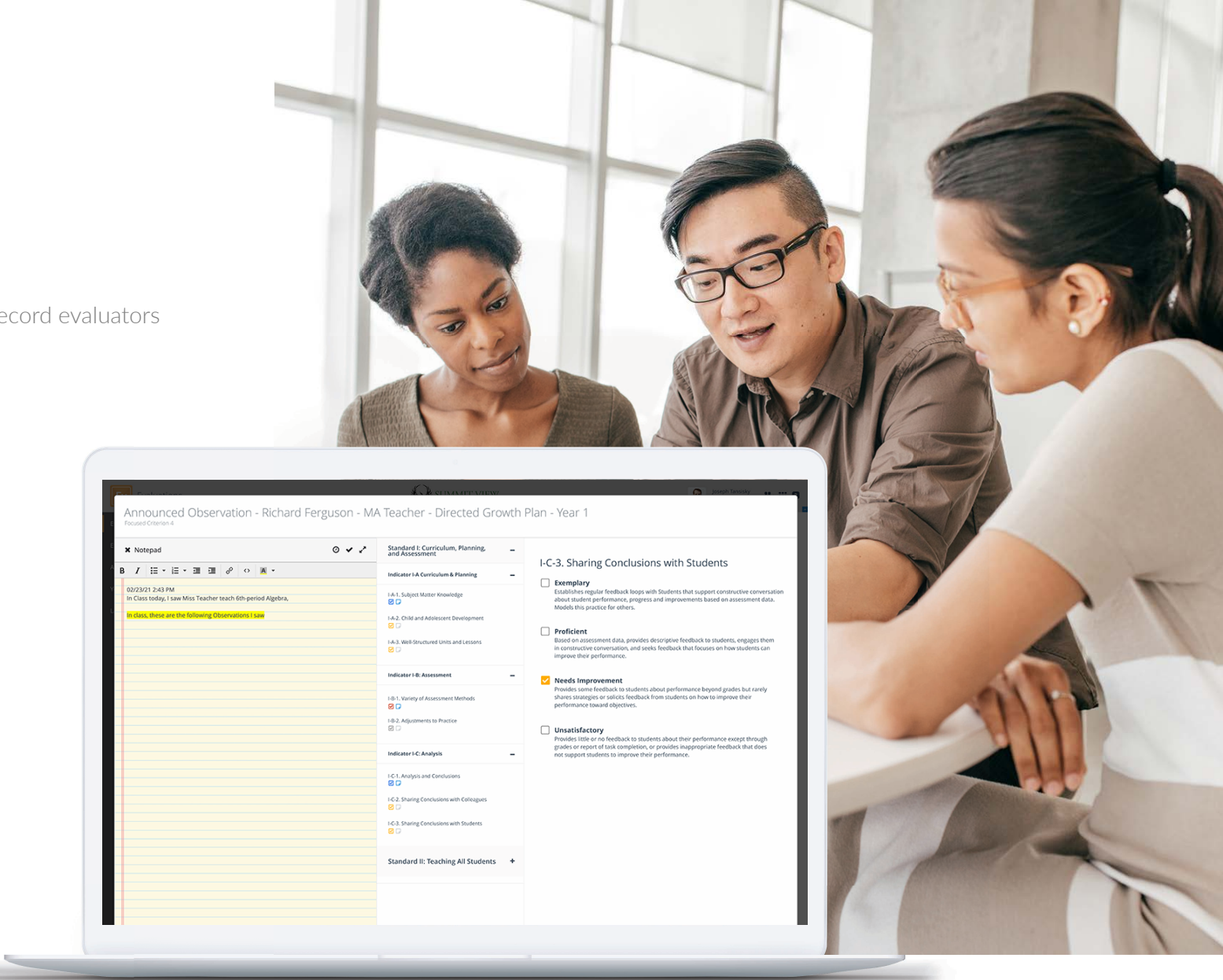
Record number of minutes observed



Navigate evaluation criteria during observation



Send input directly to evaluatee

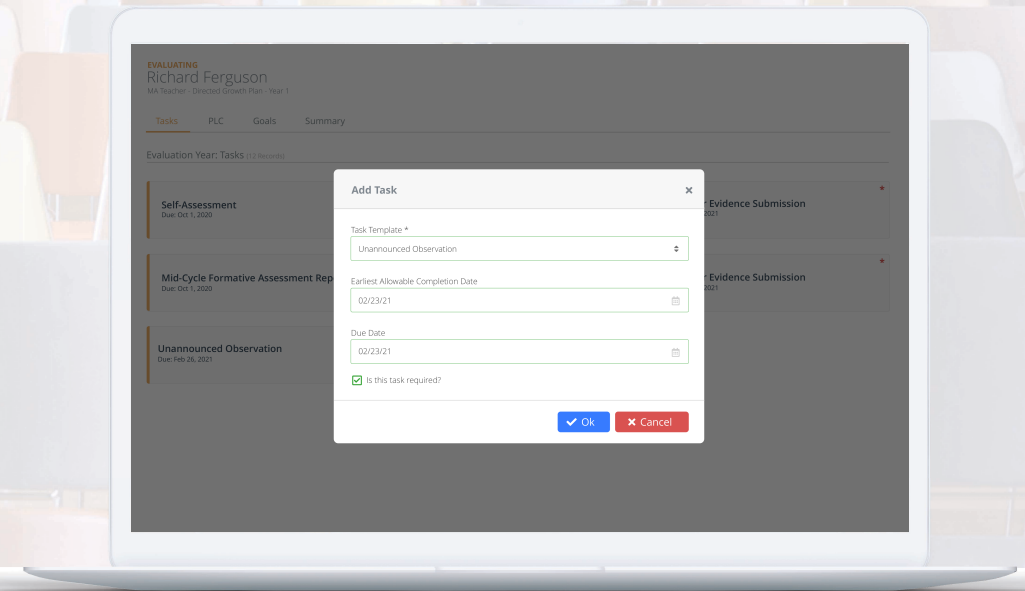
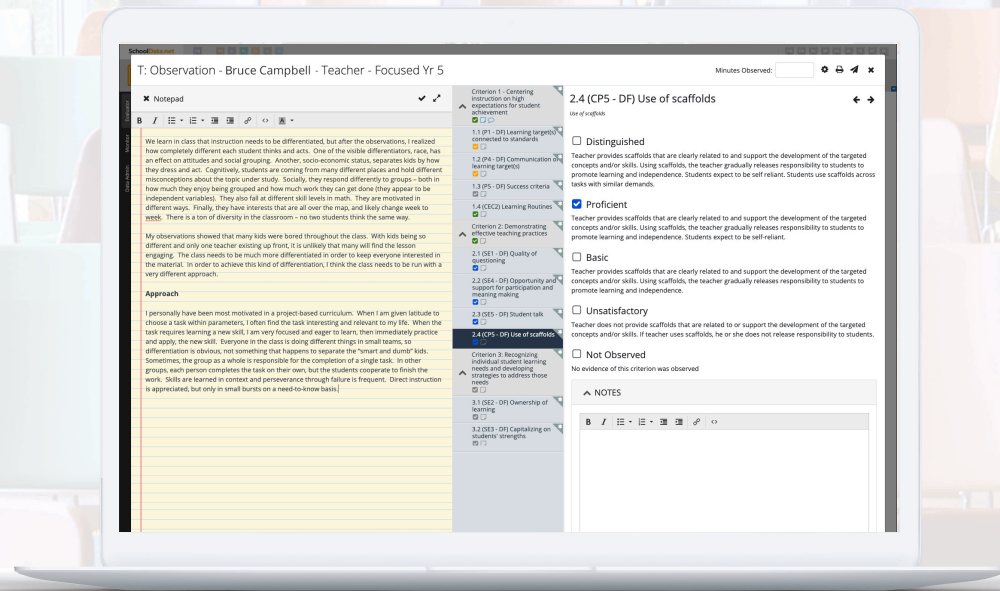


ANNOUNCED OBSERVATIONS

Schedule observations and send reminders within Evaluations.

UNANNOUNCED OBSERVATIONS

Set tasks and private reminders to complete pop-in observations.



END OF YEAR FINAL SUMMARY

With all the evidence, observations, and self-evaluations compiled, Evaluators can provide informed and data-driven reviews for their evaluatees.



Access to
evaluation history



Monitor critical
attributes



View evidence
by criterion



Summation Ranges



Auto-calculation of
recommended scores



Criteria customized to
position level

MONITORING

Jonney Mitchum

Teacher - Focus Yr1 - DEMO

2020/21

TasksPLCGoalsSummary

Annual Evaluation Summary - Comprehensive

☐ Show only focused & required criteria

	Self Evaluation	Self Evaluation	Observation / Evaluation	Final Evaluation - Teacher	Suggestions
▼ Criterion 5: Fostering and managing a safe, positive learning environment				3	
▼ Criterion 6: Using multiple student data elements to modify instruction and improve student learning				3	
▼ Criterion 7: Communicating and collaborating with parents and the school community				4	
▼ Criterion 8: Exhibiting collaborative and collegial practices focused on improving instructional practice and student l...				2	

▲ EVALUATOR NOTES

You received an overall level of 3 because...

Preliminary Summative Rating (27)

4

Student Growth Impact (7)

A - Ave

Final Summative Rating

4

Require Student Growth Inquiry

Require Plan of Improvement

MONITOR

Benefits to the administrator:

- Eliminate duplicate entry
- See where process has stalled
- Customize forms and processes to district

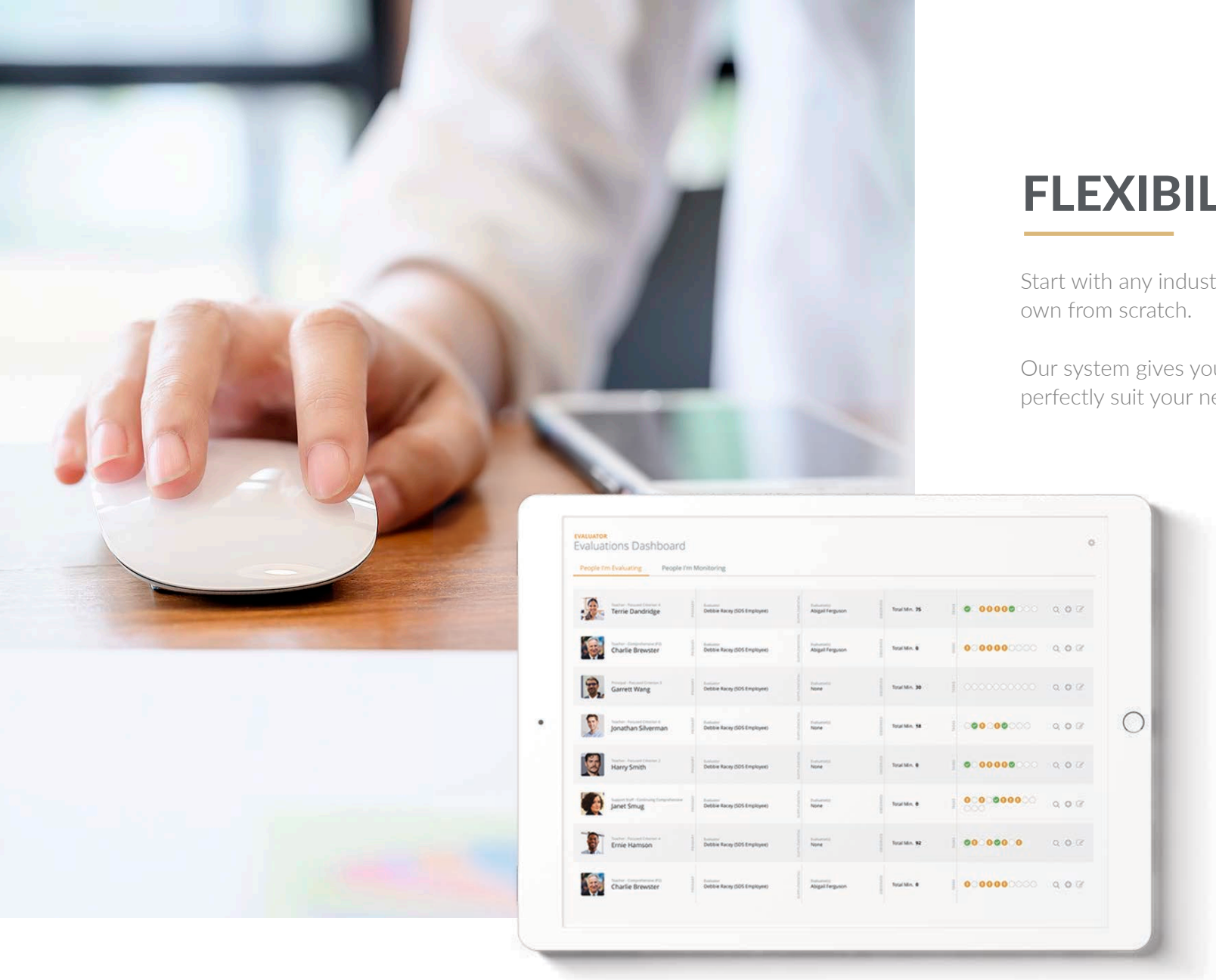
FLEXIBILITY & CONFIGURABILITY

Start with any industry standard evaluation framework, then modify it, or create your own from scratch.

Our system gives you the freedom and the power to make your evaluation system perfectly suit your needs.

Every aspect of Evaluations is configurable including:

- Screen Size and Resolution
- Uploads from iPads of Images and Videos
- Frameworks
- Positions & Levels
- Tasks
- Custom Data Collection Items (Forms)
- Goals
- Required VS Optional
- Sharing & Commentary
- Summation Ranges

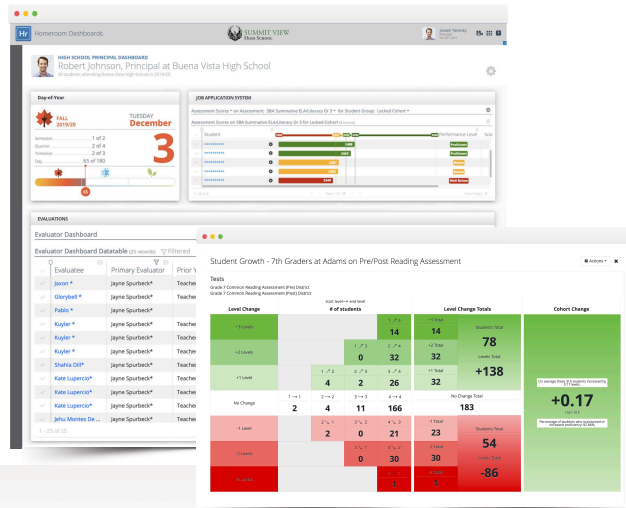


The tablet displays the 'EVALUATOR Evaluations Dashboard' with two tabs: 'People I'm Evaluating' (selected) and 'People I'm Monitoring'. The dashboard shows a list of evaluation records for various teachers, including Terrie Dandridge, Charlie Brewster, Garrett Wang, Jonathan Silverman, Harry Smith, Janet Smug, Ernie Hanson, and Charlie Brewster. Each record includes the teacher's name, evaluator, evaluator's role, a 'Total Min.' score, and a progress bar with colored circles (green, yellow, orange, red) indicating the evaluation status. Search and filter icons are visible on the right side of each row.

Teacher	Evaluator	Evaluator Role	Total Min.	Progress
Terrie Dandridge	Debbie Roney (SDS Employee)	Altagel Ferguson	75	100%
Charlie Brewster	Debbie Roney (SDS Employee)	Altagel Ferguson	8	100%
Garrett Wang	Debbie Roney (SDS Employee)	None	30	0%
Jonathan Silverman	Debbie Roney (SDS Employee)	None	58	100%
Harry Smith	Debbie Roney (SDS Employee)	None	8	100%
Janet Smug	Debbie Roney (SDS Employee)	None	8	100%
Ernie Hanson	Debbie Roney (SDS Employee)	None	92	100%
Charlie Brewster	Debbie Roney (SDS Employee)	Altagel Ferguson	8	100%

ADMIN REPORTING

When you integrate Homeroom Dashboards with your other School Data Solutions applications, you get powerful perspectives into what's helping your schools or holding them back.



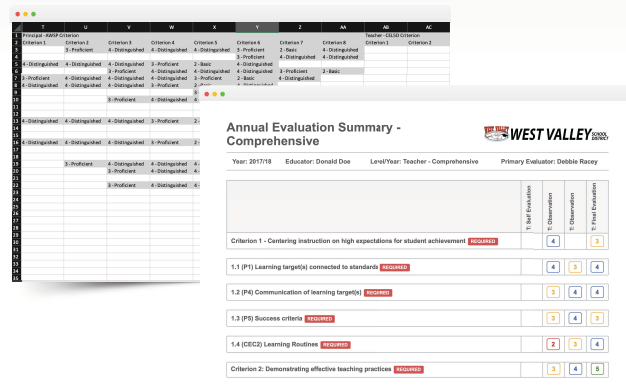
Homeroom Dashboards

Monitor evaluation tasks directly from your dashboard, including results of in-class observations, reminders to schedule upcoming observations, full contents of self-evaluations, and indicators of current, completed, or late tasks.



Charts

Evaluation evidence in the form of student growth charts, growth trends charts, or disaggregated student performance graphs help educators visualize their impact.



Data Grids

Spreadsheets of raw Evaluations data allow for close analysis by the HR team.

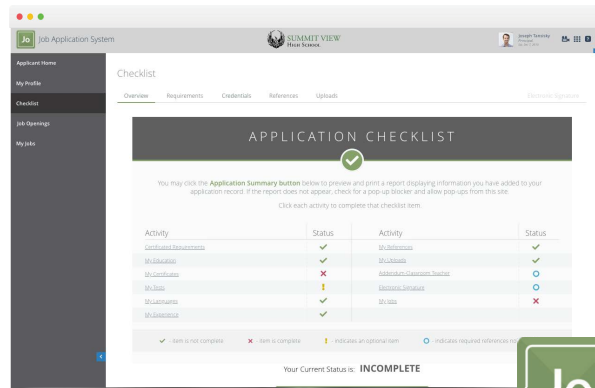


Reports

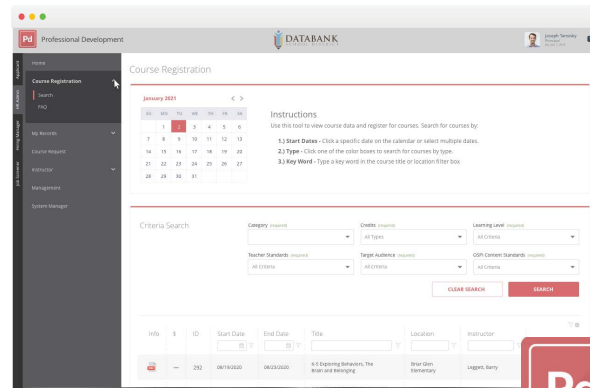
Publish shareable PDFs of individual evaluations, or aggregated reports on teacher performance across the district.

INTEGRATED SOLUTIONS

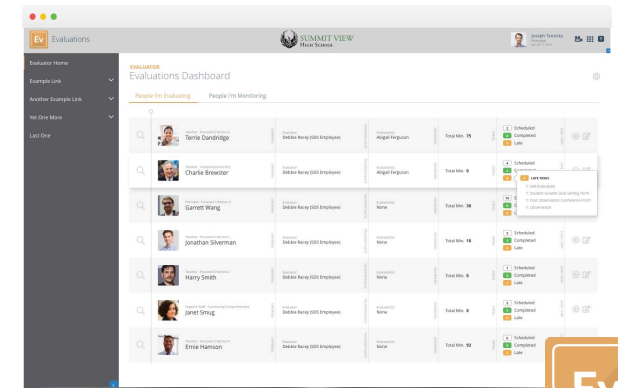
The bundle's six applications together create a seamless Human Resources experience for applicants, managers, and administrators.



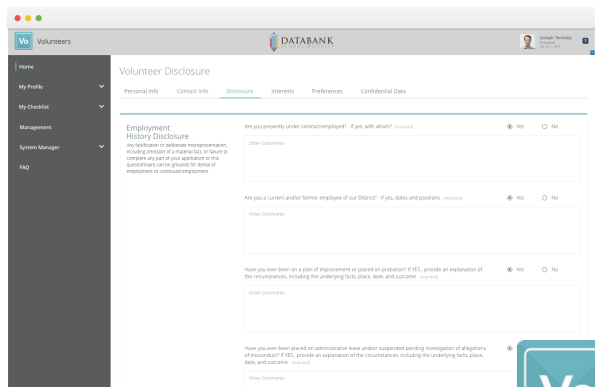
Job Application System



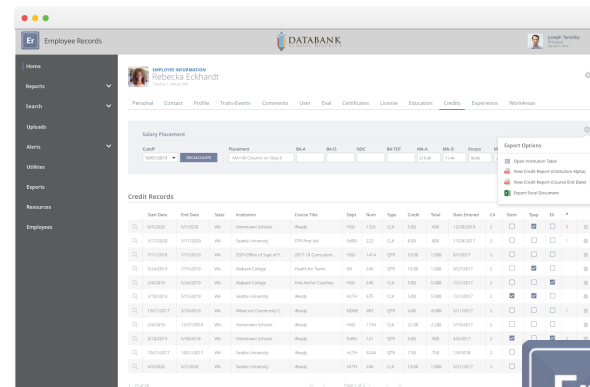
Professional Development



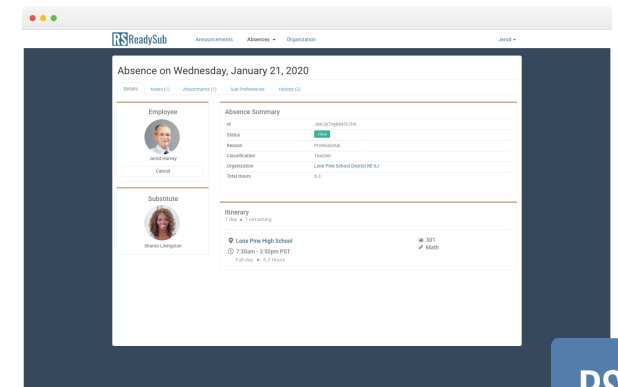
Evaluations



Volunteers



Employee Records



ReadySub



THANK YOU!

The background of the slide features a close-up photograph of several hands holding up small, white, stylized human figures. These figures are arranged in a line, with their arms raised to form a continuous, undulating shape. The entire scene is overlaid with a semi-transparent blue filter.

PRESENTED BY:



SchoolData.net