



HOMEROOM DASHBOARDS

DATA DRIVEN. STUDENT CENTERED.

Align your student data to your performance metrics — giving educators easy access to the data that makes a difference in students' lives.

The powerful tools in Homeroom Dashboards help you identify student needs efficiently, accurately, and early. Plus, dashboard views are always customizable, so you see the precise data you want, precisely when you want it.



EARLY ALERTS

Enhance efficacy with intuitive charts and reports that point up opportunity gaps requiring action.



MACRO TO MICRO

Analyze individual student details, group statistics, or districtwide trends — all your data is integrated and linked.



PERSONALIZED DISPLAYS

Dashboards are tailored to the user's role and time of year, and can be customized to suit personal preferences.

CUSTOMIZED. INTEGRATED. AUTOMATED.

DRIVE BETTER OUTCOMES FOR YOUR STUDENTS AND SCHOOLS.

SchoolData.net Dashboards surface student data from all your sources for analysis made easy. Built-in customization highlights your district initiatives and key performance indicators, to target needs and monitor student growth.

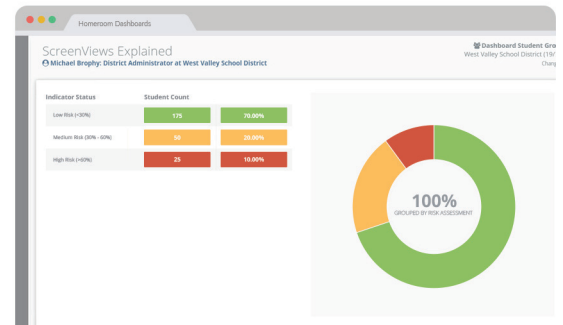
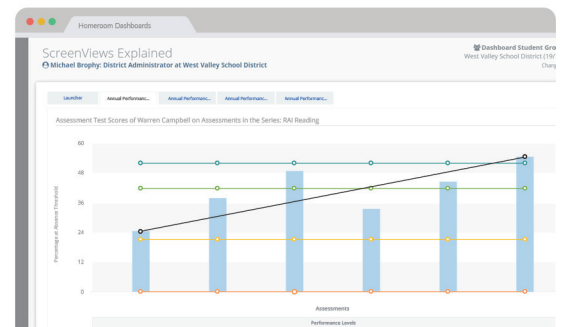
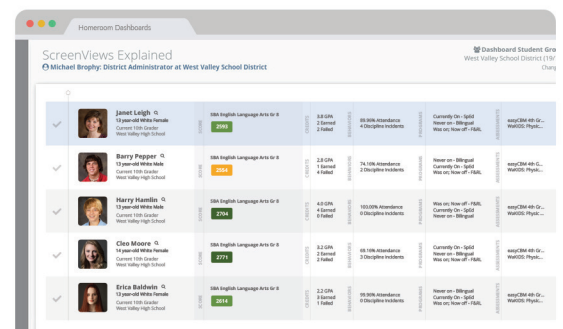
Gain clear and actionable insights into:

The Whole Child. Spotlight comprehensive info for students in your charge, from current grades and attendance to learning plans and MTSS supports.

Assessments. Examine assessment performance in real time, using longitudinal studies, disaggregation, and item analysis.

Student Groups. Create dynamic student groups that repopulate nightly based on the criteria you select.

Risk Indicators. Customize automatic early warnings based on aggregated real-time data on absences, discipline, grades, and more.



Less time dissecting data.
More contact hours
with students.